

MODEL THREE

81-08

D.LGS. 81
del 2008




THE PHOTO MAY INCLUDE OPTIONAL

DESCRIPTION

The high-end Model Three task chair stands out for its exclusive design and exceptional quality standards. Equipped with advanced technology, it offers a comfortable and sophisticated seating experience, with a refined aesthetic that perfectly complements modern professional environments. Built for reliability and durability, it is designed to withstand intensive use, making it the ideal choice for those seeking long-lasting performance. Perfect for contemporary offices, conference rooms, or coworking spaces, this chair represents the perfect balance between style, comfort, and ergonomics. Its functional design is combined with high-quality materials, providing an ergonomic seat that fully supports the user, promoting correct posture even during long working hours.

PLASTIC FRAME



Black

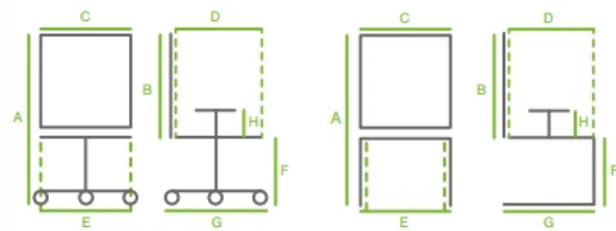
WEIGHT AND WARRANTY

110
KG

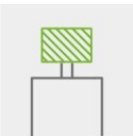
3
YEARS

Considering the maximum weight recommended by ITALIAN SEDIOLITI. For warranty conditions, please refer to the general sales conditions at the beginning of the list.

DIMENSIONS



	A	B	C	D	E	F	G	H
M THR A SY3T	115	78	50	45/50	53	40/52	67	
M THR B SY3T	95	58	50	45/50	53	40/52	67	



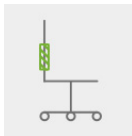
HEADREST

Padded and height-adjustable headrest



BACKREST

Reinforced polyamide, upholstered with mesh



LUMBAR SUPPORT

Padded and height-adjustable lumbar support



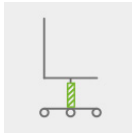
SEAT (821)

Exterior in polypropylene, interior in 12mm beech plywood. Covered with fireproof foam, 50kg density, thickness up to 80mm



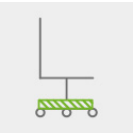
MECHANISM (SY3T)

Syncro mechanism with 3 locks, user weight-based adjustment, and anti-return device. Seat slider for depth adjustment



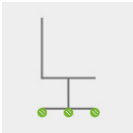
GAS

Class 4 gaslift



BASE

Nylon fiberglass-reinforced base with a removable metal safety ring, diameter 670mm



WHEELS

Self-braking W-type wheels for all floors



Schienale RETE nera
Sedile Cat. 1

Schienale RETE nera
Sedile Cat. 2

Schienale RETE nera
Sedile Cat. 3

Schienale RETE nera
Sedile Cat. 4

Schienale RETE nera
Sedile Pelle (solo nero)

Schienale RETE nera
Sedile Pelle (tutti colori)



Schienale RETE nera
Sedile Cat. 1

Schienale RETE nera
Sedile Cat. 2

Schienale RETE nera
Sedile Cat. 3

Schienale RETE nera
Sedile Cat. 4

Schienale RETE nera
Sedile Pelle (solo nero)

Schienale RETE nera
Sedile Pelle (tutti colori)

OPTIONAL

ARMRESTS



BR 1D PP
Adjustable armrests in 1
dimension. PP pad



BR 2D PU
Adjustable armrests in 2
dimensions. PU pad



BR 4D 100 PU
Armrests adjustable in 4
dimensions, 100mm travel.
PU pad

ARMRESTS



BR 3D ALU
Aluminum armrests
adjustable in 3 dimensions.
PU pad



STAFFE
Brackets for armrest
widening with adjustment
knob

BASES



BA LX CR
Chrome-plated steel base,
700mm diameter

BASES



BA LX NR
Black painted steel base,
700mm diameter



BA AL RM
Polished aluminum base,
700mm diameter